

| Account Id                    | Account Description                | Anticipated/Budgeted | YTD Rev/Expd        | Balance/Excess/Deficit |
|-------------------------------|------------------------------------|----------------------|---------------------|------------------------|
| A -10010-0                    | Real Property Tax                  | 1,702,998.00         | 1,702,968.00        | -30.00                 |
| A -10011-0                    | Real Prop Tax-Vacated House Mowing | 8,000.00             | 0                   | -8,000.00              |
| A -10020-0                    | Industrial Develop. Tax            | 53,024.00            | 26,026.89           | -26,997.11             |
| A -10021-0                    | Direct PILOT - The Meadows         | 39,000.00            | 39,000.00           | 0.00                   |
| A -10022-0                    | Indutrial Dev NHBP-Hartford        | 106,575.00           | 0                   | -106,575.00            |
| A -11200-0                    | Sales Tax                          | 795,646.00           | 0                   | -795,646.00            |
| A -11700-0                    | Cable TV Franchise                 | 0.00                 | 87,170.67           | 87,170.67              |
| A -12320-0                    | Fees/Receiver of Taxes             | 10,000.00            | 11,628.89           | 1,628.89               |
| A -12550-0                    | Fees/Town Clerk                    | 7,000.00             | 1,070.04            | -5,929.96              |
| A -12891-0                    | Insite Cell Tower Commissions      | 0.00                 | 0                   | 0.00                   |
| A -12892-0                    | EZ Pass                            | 0.00                 | 325.00              | 325.00                 |
| A -15500-0                    | Dog Impoundment Fee                | 605.00               | 15.00               | -590.00                |
| A -15902-0                    | Animal Control Reim. Kirkln        | 16,000.00            | 0                   | -16,000.00             |
| A -20010-0                    | Rent/Pavilion                      | 10,000.00            | 100.00              | -9,900.00              |
| A -20120-0                    | Recreation Concessions             | 1,000.00             | 0                   | -1,000.00              |
| A -20250-0                    | Swim Program                       | 4,000.00             | 0                   | -4,000.00              |
| A -20650-0                    | Skating Rink Fees                  | 85,000.00            | 49,779.00           | -35,221.00             |
| A -20890-0                    | Fees/Summer Programs               | 40,000.00            | 0                   | -40,000.00             |
| A -20891-0                    | Dog Run Rentals                    | 2,500.00             | 3,832.00            | 1,332.00               |
| A -20893-0                    | Solar Permits                      | 0.00                 | 10,000.00           | 10,000.00              |
| A -24010-0                    | Interest & Earnings                | 5,000.00             | 36,125.05           | 31,125.05              |
| A -25300-0                    | Games of Chance Licenses           | 5,000.00             | 1,055.76            | -3,944.24              |
| A -25400-0                    | Bingo Licenses                     | 50.00                | 0                   | -50.00                 |
| A -25440-0                    | Dog Licenses                       | 23,000.00            | 5,939.00            | -17,061.00             |
| A -26100-0                    | Fines & Forfeited Bail             | 70,000.00            | 59,756.30           | -10,243.70             |
| A -26102-0                    | Traffic Diversion Program          | 0.00                 | 2,658.33            | 2,658.33               |
| A -27709-0                    | Animal Contol Shelter Fees         | 1,500.00             | 0                   | -1,500.00              |
| A -27748-0                    | Library Reimburse Retire           | 10,590.00            | 5,295.00            | -5,295.00              |
| A -30010-0                    | Aid Incentives Fr. Municip.        | 118,103.00           | 0                   | -118,103.00            |
| A -30050-0                    | Mortgage Tax                       | 377,873.00           | 213,555.86          | -164,317.14            |
| A -38203-0                    | Summer Youth Employment            | 3,500.00             | 0                   | -3,500.00              |
| A -50310-0                    | Transfer from Debt Service         | 100,000.00           | 0                   | -100,000.00            |
| <b>A Fund A Revenue Total</b> |                                    | <b>3,595,964.00</b>  | <b>2,256,300.79</b> | <b>-1,339,663.21</b>   |

|                    |                                       |                   |                  |                  |
|--------------------|---------------------------------------|-------------------|------------------|------------------|
| A -10100-          | Legislative Board                     | 0                 | 0                | 0                |
| A -10100-1         | Legislative Board                     | 0                 | 0                | 0                |
| A -10100-10        | Legislative Board - Personal Services | 48,000.00         | 31,108.33        | 16,891.67        |
| A -10100-4         | Legislative Board                     | 0                 | 0                | 0                |
| A -10100-40        | Legislative Board - Contractual       | 3,000.00          | 269.21           | 2,730.79         |
| <b>10100 Total</b> |                                       | <b>51,000.00</b>  | <b>31,377.54</b> | <b>19,622.46</b> |
| A -11100-          | Municipal Court                       | 0                 | 0                | 0                |
| A -11100-1         | Municipal Court                       | 0                 | 0                | 0                |
| A -11100-10        | Municipal Court Personal Services     | 61,394.00         | 25,974.30        | 35,419.70        |
| A -11100-11        | Municipal Court-Clerk to Justice      | 38,239.00         | 16,135.00        | 22,104.00        |
| A -11100-12        | Municipal Court Court Attendant       | 15,000.00         | 9,055.31         | 5,944.69         |
| A -11100-13        | Municipal Court - Clerk to Justice    | 36,073.00         | 15,220.82        | 20,852.18        |
| A -11100-16        | Municipal Court-Court Clerk Parttime  | 7,500.00          | 0                | 7,500.00         |
| A -11100-4         | Municipal Court                       | 0                 | 0                | 0                |
| A -11100-40        | Municipal Court-Contractual           | 7,000.00          | 2,159.47         | 4,840.53         |
| <b>11100 Total</b> |                                       | <b>165,206.00</b> | <b>68,544.90</b> | <b>96,661.10</b> |
| A -12200-          | Supervisor                            | 0                 | 0                | 0                |
| A -12200-1         | Supervisor                            | 0                 | 0                | 0                |
| A -12200-10        | Supervisor-Supervisor's Salary        | 32,000.00         | 13,538.47        | 18,461.53        |
| A -12200-11        | Supervisor-Dep.Supervisor's Sal       | 1,200.00          | 0                | 1,200.00         |
| A -12200-12        | Supervisor-Account Clerk              | 35,000.00         | 0                | 35,000.00        |
| A -12200-2         | Supervisor                            | 0                 | 0                | 0                |
| A -12200-20        | Supervisor-Equipment                  | 3,000.00          | 0                | 3,000.00         |
| A -12200-4         | Supervisor                            | 0                 | 0                | 0                |
| A -12200-40        | Supervisor-Contractual                | 4,000.00          | 1,171.00         | 2,829.00         |
| <b>12200 Total</b> |                                       | <b>75,200.00</b>  | <b>14,709.47</b> | <b>60,490.53</b> |
| A -13150-          | Comptroller                           | 0                 | 0                | 0                |
| A -13150-1         | Comptroller                           | 0                 | 0                | 0                |
| A -13150-10        | Comptroller-Director of Finance       | 0.00              | 0                | 0.00             |
| A -13150-14        | Comptroller-Bookkeeper                | 37,492.00         | 15,820.00        | 21,672.00        |
| A -13150-4         | Comptroller                           | 0                 | 0                | 0                |
| A -13150-40        | Comptroller-Contractual               | 4,000.00          | 1,387.70         | 2,612.30         |
| A -13150-41        | Comptroller-Bond Counsel/Orrick,Herr  | 0.00              | 0                | 0.00             |

|                    |                                       |                   |                  |                   |
|--------------------|---------------------------------------|-------------------|------------------|-------------------|
| A -13150-43        | Comptroller-Bond Rating Fees          | 0.00              | 0                | 0.00              |
| A -13150-45        | Comptroller-GASB 45 Updates           | 10,000.00         | 1,500.00         | 8,500.00          |
| A -13150-47        | GASB 75 Actuarial Valuation           | 10,000.00         | 0                | 10,000.00         |
| <b>13150 Total</b> |                                       | <b>61,492.00</b>  | <b>18,707.70</b> | <b>42,784.30</b>  |
| A -13200-          | Auditor                               | 0                 | 0                | 0                 |
| A -13200-4         | Auditor                               | 0                 | 0                | 0                 |
| A -13200-40        | Auditor-Contractual-Town Audit        | 25,600.00         | 6,164.00         | 19,436.00         |
| A -13200-41        | Auditor-GASB34 Appraisal Fees         | 350.00            | 0                | 350.00            |
| A -13200-42        | Contractual - Library Audit           | 3,121.00          | 0                | 3,121.00          |
| <b>13200 Total</b> |                                       | <b>29,071.00</b>  | <b>6,164.00</b>  | <b>22,907.00</b>  |
| A -13550-          | Assessor                              | 0                 | 0                | 0                 |
| A -13550-1         | Assessor                              | 0                 | 0                | 0                 |
| A -13550-10        | Assessor-Assessor                     | 64,501.00         | 27,216.70        | 37,284.30         |
| A -13550-12        | Assessor-Real Property Tax Aide       | 41,587.00         | 17,547.63        | 24,039.37         |
| A -13550-13        | Assessor-Board/Assess. Rev.           | 2,200.00          | 0                | 2,200.00          |
| A -13550-15        | Assessor-Clerk Parttime               | 4,500.00          | 2,040.57         | 2,459.43          |
| A -13550-4         | Assessor                              | 0                 | 0                | 0                 |
| A -13550-40        | Assessor-Contractual                  | 4,000.00          | 324.23           | 3,675.77          |
| <b>13550 Total</b> |                                       | <b>116,788.00</b> | <b>47,129.13</b> | <b>69,658.87</b>  |
| A -14100-          | Town Clerk                            | 0                 | 0                | 0                 |
| A -14100-1         | Town Clerk                            | 0                 | 0                | 0                 |
| A -14100-10        | Town Clerk-Town Clerk Salary          | 58,735.00         | 24,849.44        | 33,885.56         |
| A -14100-11        | Town Clerk-Deputy Clerk I             | 36,500.00         | 9,899.75         | 26,600.25         |
| A -14100-12        | Town Clerk-Part-Time Clerk            | 35,000.00         | 12,348.00        | 22,652.00         |
| A -14100-13        | Town Clerk-Deputy Clerk II            | 33,760.00         | 9,046.83         | 24,713.17         |
| A -14100-2         | Town Clerk                            | 0                 | 0                | 0                 |
| A -14100-20        | Town Clerk-Equipment                  | 1,500.00          | 0                | 1,500.00          |
| A -14100-4         | Town Clerk                            | 0                 | 0                | 0                 |
| A -14100-40        | Town Clerk-Contractual                | 7,500.00          | 1,609.02         | 5,890.98          |
| A -14100-41        | Town Clerk-Contractual-Tax Collection | 19,889.00         | 10,008.53        | 9,880.47          |
| <b>14100 Total</b> |                                       | <b>192,884.00</b> | <b>67,761.57</b> | <b>125,122.43</b> |
| A -14200-          | Law                                   | 0                 | 0                | 0                 |
| A -14200-1         | Law                                   | 0                 | 0                | 0                 |
| A -14200-11        | Attorney-Town Attorney                | 81,000.00         | 34,269.18        | 46,730.82         |

|             |  |                   |                   |                   |
|-------------|--|-------------------|-------------------|-------------------|
|             | <b>14200 Total</b>                       | <b>81,000.00</b>  | <b>34,269.18</b>  | <b>46,730.82</b>  |
| A -14300-   | Personnel                                | 0                 | 0                 | 0                 |
| A -14300-1  | Personnel                                | 0                 | 0                 | 0                 |
| A -14300-10 | Personnel-Personnel Techn. II            | 81,325.00         | 34,312.61         | 47,012.39         |
| A -14300-4  | Personnel                                | 0                 | 0                 | 0                 |
| A -14300-40 | Personnel-Contractual                    | 20,000.00         | 952.23            | 19,047.77         |
|             | <b>14300 Total</b>                       | <b>101,325.00</b> | <b>35,264.84</b>  | <b>66,060.16</b>  |
| A -14600-4  | Records Management                       | 0                 | 0                 | 0                 |
| A -14600-40 | Records Management-Contractual           | 3,000.00          | 0                 | 3,000.00          |
|             | <b>14600 Total</b>                       | <b>3,000.00</b>   | <b>0.00</b>       | <b>3,000.00</b>   |
| A -14700-   | Youth Employment                         | 0                 | 0                 | 0                 |
| A -14700-1  | Youth Employment                         | 0                 | 0                 | 0                 |
| A -14700-10 | Youth Employment-Youth Employment-Direc  | 3,500.00          | 0                 | 3,500.00          |
|             | <b>14700 Total</b>                       | <b>3,500.00</b>   | <b>0.00</b>       | <b>3,500.00</b>   |
| A -16200-   | Buildings                                | 0                 | 0                 | 0                 |
| A -16200-1  | Buildings                                | 0                 | 0                 | 0                 |
| A -16200-10 | Buildings-Personal Services              | 34,763.00         | 16,763.20         | 17,999.80         |
| A -16200-4  | Buildings                                | 0                 | 0                 | 0                 |
| A -16200-40 | Buildings-Contractual                    | 89,000.00         | 32,297.05         | 56,702.95         |
| A -16200-41 | Buildings-Utilities/Heat,Light           | 200,000.00        | 82,912.23         | 117,087.77        |
| A -16200-42 | Towned Owned Property Tax-Sewer Charges  | 2,565.00          | 1,293.02          | 1,271.98          |
|             | <b>16200 Total</b>                       | <b>326,328.00</b> | <b>133,265.50</b> | <b>193,062.50</b> |
| A -16500-4  | Central Communication System             | 0                 | 0                 | 0                 |
| A -16500-40 | Central Communication System-Contractual | 63,000.00         | 46,188.88         | 16,811.12         |
|             | <b>16500 Total</b>                       | <b>63,000.00</b>  | <b>46,188.88</b>  | <b>16,811.12</b>  |
| A -16700-4  | Central Printing & Mailing               | 0                 | 0                 | 0                 |
| A -16700-40 | Central Printing & Mailing-Contractual   | 19,000.00         | 1,537.02          | 17,462.98         |
| A -16700-41 | Central Printing & Mailing-Maintenance A | 47,500.00         | 0                 | 47,500.00         |
|             | <b>16700 Total</b>                       | <b>66,500.00</b>  | <b>1,537.02</b>   | <b>64,962.98</b>  |
| A -16800-   | Central Data Processing                  | 0                 | 0                 | 0                 |
| A -16800-2  | Central Data Processing                  | 0                 | 0                 | 0                 |
| A -16800-20 | Central Data Processing-Central Data Equ | 3,500.00          | 0                 | 3,500.00          |
| A -16800-4  | Central Data Processing                  | 0                 | 0                 | 0                 |
| A -16800-40 | Central Data Processing-Central Data Mai | 19,000.00         | 8,651.87          | 10,348.13         |

|                    |  |                   |                  |                   |
|--------------------|--|-------------------|------------------|-------------------|
| A -16800-42        | Central Data Processing-Central Data Pro | 4,500.00          | 1,900.00         | 2,600.00          |
| <b>16800 Total</b> |  | <b>27,000.00</b>  | <b>10,551.87</b> | <b>16,448.13</b>  |
| A -19100-          | Unallocated Insurance                    | 0                 | 0                | 0                 |
| A -19100-4         | Unallocated Insurance                    | 0                 | 0                | 0                 |
| A -19100-40        | Unallocated Insurance-Fire Liability Ins | 190,000.00        | 8,915.00         | 181,085.00        |
| <b>19100 Total</b> |  | <b>190,000.00</b> | <b>8,915.00</b>  | <b>181,085.00</b> |
| A -19200-          | Municipal Association Dues               | 0                 | 0                | 0                 |
| A -19200-4         | Municipal Association Dues               | 0                 | 0                | 0                 |
| A -19200-40        | Municipal Association Dues-Municipal Ass | 1,500.00          | 0                | 1,500.00          |
| <b>19200 Total</b> |  | <b>1,500.00</b>   | <b>0.00</b>      | <b>1,500.00</b>   |
| A -19300-          | Judgments & Claims                       | 0                 | 0                | 0                 |
| A -19300-4         | Judgments & Claims                       | 0                 | 0                | 0                 |
| A -19300-40        | Judgments & Claims-Reserve for Self Insu | 10,000.00         | 0                | 10,000.00         |
| A -19300-41        | Judgments & Claims-Judgments & Claims    | 3,795.00          | 0                | 3,795.00          |
| <b>19300 Total</b> |  | <b>13,795.00</b>  | <b>0.00</b>      | <b>13,795.00</b>  |
| A -19400-          | Purchase of Land/Right of Way            | 0                 | 0                | 0                 |
| A -19400-4         | Purchase of Land/Right of Way            | 0                 | 0                | 0                 |
| A -19400-40        | Purchase of Land/Right Payments to Count | 2,730.00          | 0                | 2,730.00          |
| <b>19400 Total</b> |  | <b>2,730.00</b>   | <b>0.00</b>      | <b>2,730.00</b>   |
| A -19500-          | Vacated House-Mowing                     | 0                 | 0                | 0                 |
| A -19500-4         | Vacated House-Mowing                     | 0                 | 0                | 0                 |
| A -19500-40        | Vacated House Mowing                     | 8,000.00          | 0                | 8,000.00          |
| <b>19500 Total</b> |  | <b>8,000.00</b>   | <b>0.00</b>      | <b>8,000.00</b>   |
| A -19900-          | Contingency                              | 0                 | 0                | 0                 |
| A -19900-4         | Contingency                              | 0                 | 0                | 0                 |
| A -19900-40        | Contingency-Contingent Account           | 10,000.00         | 0                | 10,000.00         |
| A -19900-41        | Contingency-Severance Compensation       | 25,000.00         | 0                | 25,000.00         |
| <b>19900 Total</b> |  | <b>35,000.00</b>  | <b>0.00</b>      | <b>35,000.00</b>  |
| A -33100-          | Traffic Control                          | 0                 | 0                | 0                 |
| A -33100-4         | Traffic Control                          | 0                 | 0                | 0                 |
| A -33100-40        | Traffic Control-Contractual              | 48,500.00         | 15,947.73        | 32,552.27         |
| <b>33100 Total</b> |  | <b>48,500.00</b>  | <b>15,947.73</b> | <b>32,552.27</b>  |
| A -35100-          | Control of Animals                       | 0                 | 0                | 0                 |
| A -35100-1         | Control of Animals                       | 0                 | 0                | 0                 |

|                    |  |                  |                  |                  |
|--------------------|--|------------------|------------------|------------------|
| A -35100-10        | Control of Dogs-Personal Services        | 45,883.00        | 19,360.60        | 26,522.40        |
| A -35100-11        | Control of Dogs-Parttime ACO             | 10,443.00        | 2,523.12         | 7,919.88         |
| A -35100-2         | Control of Animals                       | 0                | 0                | 0                |
| A -35100-20        | Control of Dogs-Equipment                | 500.00           | 0                | 500.00           |
| A -35100-4         | Control of Animals                       | 0                | 0                | 0                |
| A -35100-40        | Control of Dogs-Contractual              | 10,300.00        | 1,348.80         | 8,951.20         |
| <b>35100 Total</b> |  | <b>67,126.00</b> | <b>23,232.52</b> | <b>43,893.48</b> |
| A -50100-          | Highway and Street Administration        | 0                | 0                | 0                |
| A -50100-1         | Highway and Street Administration        | 0                | 0                | 0                |
| A -50100-10        | Supt. of Highway Salary                  | 50,626.00        | 21,418.73        | 29,207.27        |
| A -50100-14        | Superintendent of Highways-Highway Clerk | 38,189.00        | 15,373.09        | 22,815.91        |
| A -50100-4         | Highway and Street Administration        | 0                | 0                | 0                |
| A -50100-40        | Superintendent of Highways-Contractual   | 6,250.00         | 709.43           | 5,540.57         |
| <b>50100 Total</b> |  | <b>95,065.00</b> | <b>37,501.25</b> | <b>57,563.75</b> |
| A -56300-          | Bus Operations                           | 0                | 0                | 0                |
| A -56300-4         | Bus Operations                           | 0                | 0                | 0                |
| A -56300-40        | Bus Operations-Contractual               | 30,112.00        | 30,008.96        | 103.04           |
| <b>56300 Total</b> |  | <b>30,112.00</b> | <b>30,008.96</b> | <b>103.04</b>    |
| A -65100-          | Veterans Service                         | 0                | 0                | 0                |
| A -65100-4         | Veterans Service                         | 0                | 0                | 0                |
| A -65100-40        | Veterans Services-Contractual            | 700.00           | 0                | 700.00           |
| <b>65100 Total</b> |  | <b>700.00</b>    | <b>0.00</b>      | <b>700.00</b>    |
| A -67720-4         | Programs for the Aging                   | 0                | 0                | 0                |
| A -67720-40        | Programs for the Aging-Contractual       | 15,000.00        | 3,245.00         | 11,755.00        |
| <b>67720 Total</b> |  | <b>15,000.00</b> | <b>3,245.00</b>  | <b>11,755.00</b> |
| A -70200-          | Parks & Recreation Administration        | 0                | 0                | 0                |
| A -70200-1         | Parks & Recreation Administration        | 0                | 0                | 0                |
| A -70200-11        | Parks & Recreation Administration-Workin | 51,106.00        | 13,835.25        | 37,270.75        |
| A -70200-12        | Parks & Recreation Admin-Rec Maint Worke | 28,795.00        | 24,763.75        | 4,031.25         |
| A -70200-13        | Parks & Recreation Admin-Laborers Overti | 3,000.00         | 0                | 3,000.00         |
| A -70200-14        | Parks & Recreation Admin-Seasonal Employ | 25,000.00        | 9,139.50         | 15,860.50        |
| A -70200-2         | Parks & Recreation Administration        | 0                | 0                | 0                |
| A -70200-20        | Parks & Recreation Administration-Equipm | 40,000.00        | 1,702.00         | 38,298.00        |
| A -70200-4         | Parks & Recreation Administration        | 0                | 0                | 0                |

|             |  |                   |                   |                   |
|-------------|--|-------------------|-------------------|-------------------|
| A -70200-40 | Parks & Recreation Administration-Contra | 70,000.00         | 13,921.91         | 56,078.09         |
|             | <b>70200 Total</b>                       | <b>217,901.00</b> | <b>63,362.41</b>  | <b>154,538.59</b> |
| A -71100-   | Parks                                    | 0                 | 0                 | 0                 |
| A -71100-1  | Parks                                    | 0                 | 0                 | 0                 |
| A -71100-14 | Parks-Seasonal Employ.                   | 62,000.00         | 2,392.00          | 59,608.00         |
| A -71100-18 | Parks-Working Supervisor                 | 51,106.00         | 21,669.49         | 29,436.51         |
| A -71100-19 | Parks-Working Supervisor                 | 51,106.00         | 22,120.50         | 28,985.50         |
| A -71100-2  | Parks                                    | 0                 | 0                 | 0                 |
| A -71100-20 | Parks-Equipment                          | 18,500.00         | -25,000.00        | 43,500.00         |
| A -71100-4  | Parks                                    | 0                 | 0                 | 0                 |
| A -71100-40 | Parks-Contractual                        | 60,000.00         | 22,420.13         | 37,579.87         |
| A -71100-41 | Parks-Veterans Mem. Park Contr           | 5,000.00          | 432.21            | 4,567.79          |
| A -71100-42 | Parks-Rayill Trail Extension             | 3,500.00          | 0                 | 3,500.00          |
| A -71100-43 | Parks-Railroad Crossing                  | 3,745.00          | 0                 | 3,745.00          |
| A -71100-45 | Sauquoit Creek Basin Membership          | 11,330.00         | 0                 | 11,330.00         |
|             | <b>71100 Total</b>                       | <b>266,287.00</b> | <b>44,034.33</b>  | <b>222,252.67</b> |
| A -71400-   | Playgrounds & Recreation Centers         | 0                 | 0                 | 0                 |
| A -71400-1  | Playgrounds & Recreation Centers         | 0                 | 0                 | 0                 |
| A -71400-11 | Playground - Seasonal Employees          | 60,000.00         | 0                 | 60,000.00         |
| A -71400-2  | Playgrounds & Recreation Centers         | 0                 | 0                 | 0                 |
| A -71400-20 | Playground - Equipment                   | 15,000.00         | 0                 | 15,000.00         |
| A -71400-4  | Playgrounds & Recreation Centers         | 0                 | 0                 | 0                 |
| A -71400-40 | Playground-Contractual                   | 15,000.00         | 0                 | 15,000.00         |
|             | <b>71400 Total</b>                       | <b>90,000.00</b>  | <b>0.00</b>       | <b>90,000.00</b>  |
| A -72700-   | Band Concerts                            | 0                 | 0                 | 0                 |
| A -72700-4  | Band Concerts                            | 0                 | 0                 | 0                 |
| A -72700-40 | Band Concerts-Contractual                | 2,700.00          | 2,700.00          | 0.00              |
|             | <b>72700 Total</b>                       | <b>2,700.00</b>   | <b>2,700.00</b>   | <b>0.00</b>       |
| A -74100-   | Library                                  | 0                 | 0                 | 0                 |
| A -74100-4  | Library                                  | 0                 | 0                 | 0                 |
| A -74100-40 | Library-Contractual                      | 310,000.00        | 155,000.00        | 155,000.00        |
|             | <b>74100 Total</b>                       | <b>310,000.00</b> | <b>155,000.00</b> | <b>155,000.00</b> |
| A -75100-   | Historian                                | 0                 | 0                 | 0                 |
| A -75100-4  | Historian                                | 0                 | 0                 | 0                 |

|                    |  |                   |                   |                   |
|--------------------|--|-------------------|-------------------|-------------------|
| A -75100-40        | Historian-Contractual                    | 3,700.00          | 3,700.00          | 0.00              |
| <b>75100 Total</b> |  | <b>3,700.00</b>   | <b>3,700.00</b>   | <b>0.00</b>       |
| A -90100-          | NYS Retirement                           | 0                 | 0                 | 0                 |
| A -90100-8         | Employee Benefits-State Retirement       | 103,102.00        | 0                 | 103,102.00        |
| <b>90100 Total</b> |  | <b>103,102.00</b> | <b>0.00</b>       | <b>103,102.00</b> |
| A -90120-          | Library State Retirement                 | 0                 | 0                 | 0                 |
| A -90120-8         | Employee Benefits-Library State Retireme | 10,590.00         | 0                 | 10,590.00         |
| <b>90120 Total</b> |  | <b>10,590.00</b>  | <b>0.00</b>       | <b>10,590.00</b>  |
| A -90300-          | Social Security/Medicare                 | 0                 | 0                 | 0                 |
| A -90300-8         | Employee Benefits-Social Security/Medica | 102,362.00        | 34,613.16         | 67,748.84         |
| <b>90300 Total</b> |  | <b>102,362.00</b> | <b>34,613.16</b>  | <b>67,748.84</b>  |
| A -90400-          | Worker's Compensation                    | 0                 | 0                 | 0                 |
| A -90400-8         | Employee Benefits-Worker's Compensation  | 10,285.00         | 10,284.52         | 0.48              |
| <b>90400 Total</b> |  | <b>10,285.00</b>  | <b>10,284.52</b>  | <b>0.48</b>       |
| A -90500-          | Unemployment Insurance                   | 0                 | 0                 | 0                 |
| A -90500-8         | Employee Benefits-Unemployment Insurance | 2,000.00          | 1,325.25          | 674.75            |
| <b>90500 Total</b> |  | <b>2,000.00</b>   | <b>1,325.25</b>   | <b>674.75</b>     |
| A -90550-          | Disability Ins.                          | 0                 | 0                 | 0                 |
| A -90550-8         | Employee Benefits-Disability Ins.        | 450.00            | 200.70            | 249.30            |
| <b>90550 Total</b> |  | <b>450.00</b>     | <b>200.70</b>     | <b>249.30</b>     |
| A -90600-          | Hospital,Medical Ins.                    | 0                 | 0                 | 0                 |
| A -90600-8         | Hospital, Medical Insurance              | 0                 | 0                 | 0                 |
| A -90600-80        | Hospital, Medical Insurance              | 432,000.00        | 137,604.37        | 294,395.63        |
| A -90600-81        | Employee Benefits-Hospital, Medical Ins. | 1,119.00          | 0                 | 1,119.00          |
| <b>90600 Total</b> |  | <b>433,119.00</b> | <b>137,604.37</b> | <b>295,514.63</b> |
| A -90620-          | Medicare Reimbursement                   | 0                 | 0                 | 0                 |
| A -90620-8         | Employee Benefits-Medicare Reimbursemen  | 16,100.00         | 3,405.59          | 12,694.41         |
| <b>90620 Total</b> |  | <b>16,100.00</b>  | <b>3,405.59</b>   | <b>12,694.41</b>  |
| A -97100-          | Debt Service                             | 0                 | 0                 | 0                 |
| A -97100-6         | Serial Bonds-Serial Bond Principal       | 0                 | 0                 | 0                 |
| A -97100-60        | Serial Bond- Principal                   | 490,052.00        | 0                 | 490,052.00        |
| A -97100-7         | Serial Bonds-Serial Bond Interest        | 0                 | 0                 | 0                 |
| A -97100-70        | Serial Bond - Interest                   | 207,150.00        | 0                 | 207,150.00        |
| <b>97100 Total</b> |  | <b>697,202.00</b> | <b>0.00</b>       | <b>697,202.00</b> |



|                               |  |                     |                     |                     |
|-------------------------------|--|---------------------|---------------------|---------------------|
| <b>A Fund A Expend Total</b>  |  | <b>4,136,620.00</b> | <b>1,090,552.39</b> | <b>3,046,067.61</b> |
| B -11200-0                    | Sales Tax                                | 50,000.00           | 0                   | -50,000.00          |
| B -11700-0                    | Cable Franchise Fees                     | 320,000.00          | 0                   | -320,000.00         |
| B -15600-0                    | Safety Inspection Fees                   | 20,000.00           | 2,354.00            | -17,646.00          |
| B -15700-0                    | Trash Permits                            | 0.00                | 380.00              | 380.00              |
| B -16130-0                    | Registrar Fees                           | 80,000.00           | 36,122.00           | -43,878.00          |
| B -21100-0                    | Zoning Fees                              | 4,000.00            | 0                   | -4,000.00           |
| B -21101-0                    | Special Use                              | 500.00              | 7,550.00            | 7,050.00            |
| B -21150-0                    | Sub-Div. Review & Site Pl                | 4,500.00            | 0                   | -4,500.00           |
| B -21151-0                    | Commercial Plan Review                   | 1,000.00            | 393.00              | -607.00             |
| B -21153-0                    | Sketch Plan Conference                   | 0.00                | 1,000.00            | 1,000.00            |
| B -21160-0                    | Site Grading                             | 200.00              | 0                   | -200.00             |
| B -21890-0                    | Ageemnt Codes Svc/Village                | 500.00              | 0                   | -500.00             |
| B -21891-0                    | Serv.Othr Gov/Bldg.Permit                | 500.00              | 0                   | -500.00             |
| B -25551-0                    | Building Permits                         | 75,000.00           | 49,993.85           | -25,006.15          |
| B -25552-0                    | Certificate Occup.                       | 5,000.00            | 2,620.00            | -2,380.00           |
| B -25553-0                    | Septic/Sewer Permits                     | 200.00              | 0                   | -200.00             |
| B -25554-0                    | Subdivision                              | 1,500.00            | 150.00              | -1,350.00           |
| B -25556-0                    | Plumbing Inspection Fees                 | 4,000.00            | 823.00              | -3,177.00           |
| B -25900-0                    | Electricl Inspectors                     | 0.00                | 750.00              | 750.00              |
| <b>B Fund B Revenue Total</b> |  | <b>566,900.00</b>   | <b>102,135.85</b>   | <b>-464,764.15</b>  |
| B -16700-                     | Central Printing & Advertising           | 0                   | 0                   | 0                   |
| B -16700-4                    | Central Printing & Advertising           | 0                   | 0                   | 0                   |
| B -16700-40                   | Central Printing & Mailing-Printing/Adv. | 10,500.00           | 0                   | 10,500.00           |
| B -16700-41                   | Central Printing & Mailing-Maint. Agreem | 420.00              | 0                   | 420.00              |
| <b>16700 Total</b>            |  | <b>10,920.00</b>    | <b>0.00</b>         | <b>10,920.00</b>    |
| B -40200-                     | Registrar of Vital Statistics            | 0                   | 0                   | 0                   |
| B -40200-1                    | Registrar of Vital Statistics            | 0                   | 0                   | 0                   |
| B -40200-10                   | Registrar of Vital Statistics-Registrar  | 14,913.00           | 6,309.38            | 8,603.62            |
| B -40200-11                   | Registrar of Vital Statistics-Deputy Sal | 35,700.00           | 15,057.01           | 20,642.99           |
| B -40200-12                   | Registrar of Vital Statistics-Reg/PT Cle | 1,800.00            | 0                   | 1,800.00            |
| B -40200-2                    | Registrar of Vital Statistics            | 0                   | 0                   | 0                   |

|                    |  |                   |                  |                   |
|--------------------|--|-------------------|------------------|-------------------|
| B -40200-20        | Registrar of Vital Statistics-Equipment  | 2,400.00          | 0                | 2,400.00          |
| B -40200-4         | Registrar of Vital Statistics            | 0                 | 0                | 0                 |
| B -40200-40        | Registrar of Vital Statistics-Contractua | 6,200.00          | 688.92           | 5,511.08          |
| <b>40200 Total</b> |  | <b>61,013.00</b>  | <b>22,055.31</b> | <b>38,957.69</b>  |
| B -80100-          | Zoning                                   | 0                 | 0                | 0                 |
| B -80100-1         | Zoning                                   | 0                 | 0                | 0                 |
| B -80100-10        | Zoning-Zoning Enf Off Salary             | 53,045.00         | 22,378.30        | 30,666.70         |
| B -80100-11        | Zoning-Zon Board Salary                  | 10,000.00         | 0                | 10,000.00         |
| B -80100-13        | Zoning-Zon Enf Off Asst Sal              | 21,500.00         | 7,879.10         | 13,620.90         |
| B -80100-14        | Zoning-Zoning Secretary                  | 38,621.00         | 0                | 38,621.00         |
| B -80100-15        | Zoning-Fire Inspector                    | 16,000.00         | 2,047.31         | 13,952.69         |
| B -80100-19        | Zoning-Secretary P/T                     | 0.00              | 10,282.16        | -10,282.16        |
| B -80100-4         | Zoning                                   | 0                 | 0                | 0                 |
| B -80100-40        | ZoningZoning Enf Off Contractual         | 6,500.00          | 2,790.31         | 3,709.69          |
| B -80100-41        | Zoning-Zoning Board Contractual          | 3,000.00          | 482.48           | 2,517.52          |
| <b>80100 Total</b> |  | <b>148,666.00</b> | <b>45,859.66</b> | <b>102,806.34</b> |
| B -80200-          | Planning                                 | 0                 | 0                | 0                 |
| B -80200-1         | Planning                                 | 0                 | 0                | 0                 |
| B -80200-10        | Planning-Planning Bd Salary              | 10,000.00         | 0                | 10,000.00         |
| B -80200-4         | Planning                                 | 0                 | 0                | 0                 |
| B -80200-40        | Planning-Contractual                     | 4,300.00          | 511.99           | 3,788.01          |
| <b>80200 Total</b> |  | <b>14,300.00</b>  | <b>511.99</b>    | <b>13,788.01</b>  |
| B -81600-          | Refuse and Garbage                       | 0                 | 0                | 0                 |
| B -81600-4         | Refuse and Garbage                       | 0                 | 0                | 0                 |
| B -81600-40        | Refuse & Garbage-Contractual             | 16,000.00         | 1,034.70         | 14,965.30         |
| <b>81600 Total</b> |  | <b>16,000.00</b>  | <b>1,034.70</b>  | <b>14,965.30</b>  |
| B -90100-          | State Retirement                         | 0                 | 0                | 0                 |
| B -90100-8         | Employee Benefits-State Retirement       | 15,095.00         | 0                | 15,095.00         |
| <b>90100 Total</b> |  | <b>15,095.00</b>  | <b>0.00</b>      | <b>15,095.00</b>  |
| B -90300-          | Social Security/Medicare                 | 0                 | 0                | 0                 |
| B -90300-8         | Employee Benefits-Social Security/Medica | 16,126.00         | 4,683.47         | 11,442.53         |
| <b>90300 Total</b> |  | <b>16,126.00</b>  | <b>4,683.47</b>  | <b>11,442.53</b>  |
| B -90550-          | Disability Ins.                          | 0                 | 0                | 0                 |
| B -90550-8         | Employee Benefits-Disability Ins.        | 60.00             | 28.80            | 31.20             |

|                                 |   |                     |                     |                      |
|---------------------------------|---|---------------------|---------------------|----------------------|
| <b>90550 Total</b>              |   | <b>60.00</b>        | <b>28.80</b>        | <b>31.20</b>         |
| B -90600-                       | Hospital & Medical                      | 0                   | 0                   | 0                    |
| B -90600-8                      | Hospital & Medical                      | 0                   | 0                   | 0                    |
| B -90600-80                     | Hospital, Medical Insurance             | 118,000.00          | 30,363.68           | 87,636.32            |
| B -90600-81                     | Employee Benefits-Hospital, Medical Ins | 250.00              | 0                   | 250.00               |
| <b>90600 Total</b>              |   | <b>118,250.00</b>   | <b>30,363.68</b>    | <b>87,886.32</b>     |
| B -90620-                       | Medicare Reimbursement                  | 0                   | 0                   | 0                    |
| B -90620-8                      | Employee Benefits-Medicare Reimbursemen | 3,000.00            | 1,214.91            | 1,785.09             |
| <b>90620 Total</b>              |   | <b>3,000.00</b>     | <b>1,214.91</b>     | <b>1,785.09</b>      |
| B -97100-                       | Debt Service                            | 0                   | 0                   | 0                    |
| B -97100-6                      | Serial Bonds-Serial Bond Principal      | 1,386.00            | 0                   | 1,386.00             |
| B -97100-7                      | Serial Bonds-Serial Bond Interest       | 1,115.00            | 0                   | 1,115.00             |
| <b>97100 Total</b>              |   | <b>2,501.00</b>     | <b>0.00</b>         | <b>2,501.00</b>      |
| B -99010-                       | Interfund Transfer                      | 0                   | 0                   | 0                    |
| B -99010-9                      | Interfund Transfer                      | 0                   | 0                   | 0                    |
| B -99010-93                     | Transfer to Hwy/Part                    | 207,770.00          | 0                   | 207,770.00           |
| <b>99010 Total</b>              |   | <b>207,770.00</b>   | <b>0.00</b>         | <b>207,770.00</b>    |
| <b>B Fund B Expend Total</b>    |   | <b>613,701.00</b>   | <b>105,752.52</b>   | <b>507,948.48</b>    |
| BP -10010-0                     | Real Property Tax                       | 2,632,605.00        | 2,632,605.49        | 0.49                 |
| BP -11200-0                     | Sales Tax                               | 1,232,288.00        | 0                   | -1,232,288.00        |
| BP -15200-0                     | Police Fees                             | 11,500.00           | 900.00              | -10,600.00           |
| BP -15890-0                     | DWI                                     | 3,650.00            | 2,082.60            | -1,567.40            |
| BP -15904-0                     | New Hartford Sch. Patrol                | 3,500.00            | 0                   | -3,500.00            |
| BP -26650-0                     | Sale of Equipment                       | 15,000.00           | 0                   | -15,000.00           |
| BP -27704-0                     | SEIZED ASSETS/DRUG TASK FORCE           | 0.00                | 560.00              | 560.00               |
| BP -27705-0                     | Police Special Patrols                  | 5,000.00            | 2,759.68            | -2,240.32            |
| BP -27707-0                     | Fed Reimbursement ATF/USMS              | 20,000.00           | 4,218.28            | -15,781.72           |
| BP -30890-0                     | Gov Traffic Safety Grant                | 10,450.00           | 0                   | -10,450.00           |
| BP -30892-0                     | State Reimb. Police Vests               | 3,400.00            | 0                   | -3,400.00            |
| BP -30896-0                     | Sch. Resource Officer Prg               | 40,977.00           | 20,190.25           | -20,786.75           |
| BP -30898-0                     | Sch. Safety Officer Prg                 | 291,077.00          | 110,265.25          | -180,811.75          |
| BP -50311-0                     | Mitigation Fees                         | 310,200.00          | 0                   | -310,200.00          |
| <b>BP Fund BP Revenue Total</b> |   | <b>4,579,647.00</b> | <b>2,773,581.55</b> | <b>-1,806,065.45</b> |

|               |  |                     |                     |                     |
|---------------|--|---------------------|---------------------|---------------------|
| BP -19300-    | Judgments and Claims                     | 0                   | 0                   | 0                   |
| BP -19300-4   | Judgments and Claims                     | 0                   | 0                   | 0                   |
| BP -19300-40  | Judgments & Claims-Judgements & Claims   | 7,000.00            | 0                   | 7,000.00            |
|               | <b>19300 Total</b>                       | <b>7,000.00</b>     | <b>0.00</b>         | <b>7,000.00</b>     |
| BP -31200-    | Public Safety Communication (911)        | 0                   | 0                   | 0                   |
| BP -31200-1   | Public Safety Communication (911)        | 0                   | 0                   | 0                   |
| BP -31200-100 | Police-Per.Ser./Officers                 | 2,094,310.10        | 800,430.39          | 1,293,879.71        |
| BP -31200-110 | Police-Overtime                          | 101,600.00          | 39,437.16           | 62,162.84           |
| BP -31200-111 | Police-Police Chief                      | 127,755.00          | 53,847.20           | 73,907.80           |
| BP -31200-112 | Police-Senior Typist                     | 36,837.00           | 15,543.50           | 21,293.50           |
| BP -31200-113 | Police-Senior Clerk                      | 17,220.00           | 6,573.55            | 10,646.45           |
| BP -31200-114 | Police-School Crossing Guards            | 58,766.00           | 21,541.96           | 37,224.04           |
| BP -31200-118 | Police-Senior Account Clerk              | 36,540.00           | 15,988.70           | 20,551.30           |
| BP -31200-121 | Police-School Safety Officer             | 291,077.00          | 123,192.47          | 167,884.53          |
| BP -31200-2   | Public Safety Communication (911)        | 0                   | 0                   | 0                   |
| BP -31200-20  | Police-Equipment                         | 220,000.00          | 87,691.51           | 132,308.49          |
| BP -31200-4   | Public Safety Communication (911)        | 0                   | 0                   | 0                   |
| BP -31200-40  | Police-Contractual                       | 155,500.00          | 53,520.40           | 101,979.60          |
| BP -31200-41  | Police-Contractual-Maint Agree           | 111,088.90          | 56,173.89           | 54,915.01           |
|               | <b>31200 Total</b>                       | <b>3,250,694.00</b> | <b>1,273,940.73</b> | <b>1,976,753.27</b> |
| BP -90150-    | State Retirement Pol/Fire                | 0                   | 0                   | 0                   |
| BP -90150-8   | Employee Benefits-State Retirement Pol/F | 539,763.00          | 0                   | 539,763.00          |
|               | <b>90150 Total</b>                       | <b>539,763.00</b>   | <b>0.00</b>         | <b>539,763.00</b>   |
| BP -90300-    | Social Security/Medicare                 | 0                   | 0                   | 0                   |
| BP -90300-8   | Employee Benefits-Social Security/Medica | 223,332.00          | 78,846.15           | 144,485.85          |
|               | <b>90300 Total</b>                       | <b>223,332.00</b>   | <b>78,846.15</b>    | <b>144,485.85</b>   |
| BP -90400-    | Worker's Compensation                    | 0                   | 0                   | 0                   |
| BP -90400-8   | Employee Benefits-Worker's Compensation  | 82,277.00           | 73,965.58           | 8,311.42            |
|               | <b>90400 Total</b>                       | <b>82,277.00</b>    | <b>73,965.58</b>    | <b>8,311.42</b>     |
| BP -90500-    | Unemployment Insurance                   | 0                   | 0                   | 0                   |
| BP -90500-8   | Employee Benefits-Unemployment Insurance | 2,000.00            | 0                   | 2,000.00            |
|               | <b>90500 Total</b>                       | <b>2,000.00</b>     | <b>0.00</b>         | <b>2,000.00</b>     |
| BP -90510-    | Disability Ins.                          | 0                   | 0                   | 0                   |

|              |   |                     |                     |                     |
|--------------|---|---------------------|---------------------|---------------------|
| BP -90510-8  | Employee Benefits-Disabilty Insurance   | 400.00              | 254.70              | 145.30              |
|              | <b>90510 Total</b>                      | <b>400.00</b>       | <b>254.70</b>       | <b>145.30</b>       |
| BP -90600-   | Hospital & Medical Ins                  | 0                   | 0                   | 0                   |
| BP -90600-8  | Hospital & Medical Ins                  | 0                   | 0                   | 0                   |
| BP -90600-80 | Hospital/Medical Insurance              | 1,010,000.00        | 412,250.94          | 597,749.06          |
| BP -90600-81 | Employee Benefits-Hospital, Medical Ins | 1,900.00            | 1,900.00            | 0.00                |
|              | <b>90600 Total</b>                      | <b>1,011,900.00</b> | <b>414,150.94</b>   | <b>597,749.06</b>   |
| BP -90620-   | Medicare Reimbursement                  | 0                   | 0                   | 0                   |
| BP -90620-8  | Employee Benefits-Medicare Reimbursemen | 11,000.00           | 3,478.50            | 7,521.50            |
|              | <b>90620 Total</b>                      | <b>11,000.00</b>    | <b>3,478.50</b>     | <b>7,521.50</b>     |
| BP -97100-   | Debt Service                            | 0                   | 0                   | 0                   |
| BP -97100-6  | Serial Bonds-Bond Principle             | 27,830.00           | 0                   | 27,830.00           |
| BP -97100-7  | Serial Bonds-Bond Interest              | 14,950.00           | 0                   | 14,950.00           |
|              | <b>97100 Total</b>                      | <b>42,780.00</b>    | <b>0.00</b>         | <b>42,780.00</b>    |
|              | <b>BP Fund BP Expend Total</b>          | <b>5,171,146.00</b> | <b>1,844,636.60</b> | <b>3,326,509.40</b> |
| DA -11200-0  | Oneida County Sales Tax                 | 177,328.00          | 0                   | -177,328.00         |
|              | <b>DA Fund DA Revenue Total</b>         | <b>177,328.00</b>   | <b>0.00</b>         | <b>-177,328.00</b>  |
| DA -51100-4  | Clinton St Bridge repairs               | 0                   | 0                   | 0                   |
| DA -51100-40 | Clinton St Bridge repairs               | 105,000.00          | 473.74              | 104,526.26          |
|              | <b>51100 Total</b>                      | <b>105,000.00</b>   | <b>473.74</b>       | <b>104,526.26</b>   |
| DA -97100-   | Debt Service                            | 0                   | 0                   | 0                   |
| DA -97100-6  | Serial Bonds-Bond Principle             | 63,100.00           | 0                   | 63,100.00           |
| DA -97100-7  | Serial Bonds-Bond Interest              | 9,228.00            | 0                   | 9,228.00            |
|              | <b>97100 Total</b>                      | <b>72,328.00</b>    | <b>0.00</b>         | <b>72,328.00</b>    |
|              | <b>DA Fund DA Expend Total</b>          | <b>177,328.00</b>   | <b>473.74</b>       | <b>176,854.26</b>   |
| DB -11200-0  | Non Prop.Tax Dis.By Count               | 3,744,738.00        | 0                   | -3,744,738.00       |
| DB -23002-0  | Services Other Gov/County               | 137,200.00          | 22,718.25           | -114,481.75         |
| DB -26500-0  | Sale of Scrap                           | 5,000.00            | 2,504.00            | -2,496.00           |
| DB -26650-0  | Sale of Equipment                       | 10,000.00           | 0                   | -10,000.00          |
| DB -27700-0  | Fuel Reimburse-Depart                   | 60,000.00           | 35,647.50           | -24,352.50          |
| DB -27702-0  | Village NH Fuel Purchase                | 5,000.00            | 3,918.94            | -1,081.06           |

|                                 |                           |                     |                  |                      |
|---------------------------------|---------------------------|---------------------|------------------|----------------------|
| DB -27704-0                     | Fuel Purch/Willowval Fire | 2,000.00            | 427.95           | -1,572.05            |
| DB -27707-0                     | Brine/Village of NYM      | 4,500.00            | 0                | -4,500.00            |
| DB -27709-0                     | Vil.NYMills Fuel Purchase | 17,000.00           | 12,584.94        | -4,415.06            |
| DB -27712-0                     | Ice Contr. Vil. Yorkville | 12,000.00           | 0                | -12,000.00           |
| DB -27713-0                     | Ice Contr. NYM School     | 2,500.00            | 0                | -2,500.00            |
| DB -27716-0                     | Brine/Whitestown          | 3,000.00            | 0                | -3,000.00            |
| DB -27718-0                     | NYM School Fuel Purch     | 15,000.00           | 17,738.38        | 2,738.38             |
| DB -27733-0                     | Sale of drainage pipe     | 5,000.00            | 0                | -5,000.00            |
| DB -35010-0                     | Consolidated Highway      | 161,279.00          | 0                | -161,279.00          |
| <b>DB Fund DB Revenue Total</b> |                           | <b>4,184,217.00</b> | <b>95,539.96</b> | <b>-4,088,677.04</b> |

|                    |                     |             |                 |                  |
|--------------------|---------------------|-------------|-----------------|------------------|
| DB -14400-         | Engineering fees    | 0           | 0               | 0                |
| DB -14400-4        | Engineering fees    | 0           | 0               | 0                |
| DB -14400-408      | Salt Shed Grant-DEC | 0.00        | 3,000.00        | -3,000.00        |
| <b>14400 Total</b> |                     | <b>0.00</b> | <b>3,000.00</b> | <b>-3,000.00</b> |

|                    |  |                     |                   |                   |
|--------------------|--|---------------------|-------------------|-------------------|
| DB -51100-         | Maintenance of Roads                     | 0                   | 0                 | 0                 |
| DB -51100-1        | Maintenance of Roads                     | 0                   | 0                 | 0                 |
| DB -51100-10       | General Repairs-Personal Services        | 859,000.00          | 160,674.59        | 698,325.41        |
| DB -51100-14       | General Repairs-Seasonal Employees       | 50,000.00           | 12,844.00         | 37,156.00         |
| DB -51100-4        | Maintenance of Roads                     | 0                   | 0                 | 0                 |
| DB -51100-400      | Maintenance of Roads - Curbside Trash Pi | 32,000.00           | 5,710.89          | 26,289.11         |
| DB -51100-401      | Maintenance of Roads-Stone               | 8,000.00            | 1,417.12          | 6,582.88          |
| DB -51100-402      | Maintenance of Roads - Gravel            | 8,000.00            | 6,000.00          | 2,000.00          |
| DB -51100-404      | Maintenance of Roads - Top Soil          | 2,000.00            | 1,456.69          | 543.31            |
| DB -51100-405      | Maintenance of Roads - Gasoline, Diesel  | 170,000.00          | 73,033.74         | 96,966.26         |
| DB -51100-406      | Maintenance of Roads - Colprovia         | 4,000.00            | 935.95            | 3,064.05          |
| DB -51100-407      | Maintenance of Roads - Contractual       | 2,000.00            | 449.95            | 1,550.05          |
| DB -51100-408      | Maintenance of Roads - Sidewalks         | 5,000.00            | 322.14            | 4,677.86          |
| DB -51100-409      | Maintenance of Roads - Safety Clothing   | 6,000.00            | 185.44            | 5,814.56          |
| <b>51100 Total</b> |  | <b>1,146,000.00</b> | <b>263,030.51</b> | <b>882,969.49</b> |

|              |                              |           |           |           |
|--------------|------------------------------|-----------|-----------|-----------|
| DB -51110-   | Drainage                     | 0         | 0         | 0         |
| DB -51110-1  | Drainage - Personal Services | 0         | 0         | 0         |
| DB -51110-10 | Drainage - Personal Services | 53,416.00 | 31,363.09 | 22,052.91 |
| DB -51110-4  | Drainage - Contractual       | 0         | 0         | 0         |

|                    |                                     |                   |                  |                   |
|--------------------|-------------------------------------|-------------------|------------------|-------------------|
| DB -51110-401      | Drainage - Stone                    | 5,000.00          | 1,330.32         | 3,669.68          |
| DB -51110-402      | Drainage - Gravel                   | 5,000.00          | 3,220.75         | 1,779.25          |
| DB -51110-403      | Drainage - Culvert Pipe             | 20,000.00         | 44.91            | 19,955.09         |
| DB -51110-405      | Drainage - Drainage                 | 20,000.00         | 11,946.50        | 8,053.50          |
| <b>51110 Total</b> |                                     | <b>103,416.00</b> | <b>47,905.57</b> | <b>55,510.43</b>  |
| DB -51120-4        | Permanent Improvements              | 0                 | 0                | 0                 |
| DB -51120-40       | Permanent Improvements-Paving Roads | 350,000.00        | 2,510.10         | 347,489.90        |
| <b>51120 Total</b> |                                     | <b>350,000.00</b> | <b>2,510.10</b>  | <b>347,489.90</b> |
| DB -51300-         | Machinery                           | 0                 | 0                | 0                 |
| DB -51300-2        | Machinery                           | 0                 | 0                | 0                 |
| DB -51300-20       | Machinery-Purchase New Machinery    | 0.00              | 502.50           | -502.50           |
| DB -51300-21       | Machinery-Equipment-GPS             | 7,000.00          | 4,497.00         | 2,503.00          |
| DB -51300-4        | Machinery                           | 0                 | 0                | 0                 |
| DB -51300-400      | Machinery - Repairs                 | 100,000.00        | 59,742.59        | 40,257.41         |
| DB -51300-401      | Machinery - Tires                   | 10,000.00         | 3,713.03         | 6,286.97          |
| DB -51300-402      | Machinery - Oil and Grease          | 6,000.00          | 2,321.15         | 3,678.85          |
| DB -51300-403      | Machinery - Items for Stock         | 12,000.00         | 6,657.68         | 5,342.32          |
| DB -51300-405      | Machinery - Capital Lease Payments  | 20,311.00         | 0                | 20,311.00         |
| DB -51300-406      | Plow Truck Lease Principle          | 71,926.00         | 0                | 71,926.00         |
| DB -51300-407      | Plow Truck Lease Interest           | 13,689.00         | 0                | 13,689.00         |
| <b>51300 Total</b> |                                     | <b>240,926.00</b> | <b>77,433.95</b> | <b>163,492.05</b> |
| DB -51400-         | Brush & Weeds                       | 0                 | 0                | 0                 |
| DB -51400-4        | Brush & Weeds                       | 0                 | 0                | 0                 |
| DB -51400-40       | Brush & Weeds-Brush & Weeds         | 37,000.00         | 10,942.80        | 26,057.20         |
| <b>51400 Total</b> |                                     | <b>37,000.00</b>  | <b>10,942.80</b> | <b>26,057.20</b>  |
| DB -51420-         | Snow Removal                        | 0                 | 0                | 0                 |
| DB -51420-1        | Snow Removal                        | 0                 | 0                | 0                 |
| DB -51420-10       | Snow Removal -Wages                 | 460,000.00        | 336,668.47       | 123,331.53        |
| DB -51420-11       | Snow Removal -Wages/Overtime        | 135,000.00        | 96,672.42        | 38,327.58         |
| DB -51420-4        | Snow Removal                        | 0                 | 0                | 0                 |
| DB -51420-400      | Snow Removal - Stone                | 12,000.00         | 11,803.95        | 196.05            |
| DB -51420-402      | Snow Removal - Salt                 | 200,000.00        | 170,778.20       | 29,221.80         |
| DB -51420-403      | Snow Removal - Sand                 | 20,000.00         | 15,820.40        | 4,179.60          |
| DB -51420-404      | Snow Removal - Gasoline             | 90,000.00         | 77,728.29        | 12,271.71         |

|                                |  |                     |                     |                     |
|--------------------------------|--|---------------------|---------------------|---------------------|
| DB -51420-408                  | Snow Removal - Radio                     | 1,000.00            | 0                   | 1,000.00            |
| DB -51420-409                  | Snow Removal - Laundry                   | 8,000.00            | 7,500.00            | 500.00              |
| <b>51420 Total</b>             |  | <b>926,000.00</b>   | <b>716,971.73</b>   | <b>209,028.27</b>   |
| DB -90100-                     | State Retirement                         | 0                   | 0                   | 0                   |
| DB -90100-8                    | Employee Benefits-State Retirement       | 144,942.00          | 0                   | 144,942.00          |
| <b>90100 Total</b>             |  | <b>144,942.00</b>   | <b>0.00</b>         | <b>144,942.00</b>   |
| DB -90300-                     | Social Security/Medicare                 | 0                   | 0                   | 0                   |
| DB -90300-8                    | Employee Benefits-Social Security/Medica | 124,593.00          | 45,440.14           | 79,152.86           |
| <b>90300 Total</b>             |  | <b>124,593.00</b>   | <b>45,440.14</b>    | <b>79,152.86</b>    |
| DB -90400-                     | Worker's Comp.                           | 0                   | 0                   | 0                   |
| DB -90400-8                    | Employee Benefits-Worker's Comp.         | 54,361.00           | 54,361.01           | -0.01               |
| <b>90400 Total</b>             |  | <b>54,361.00</b>    | <b>54,361.01</b>    | <b>-0.01</b>        |
| DB -90600-                     | Hospital, Medical Ins.                   | 0                   | 0                   | 0                   |
| DB -90600-8                    | Hospital, Medical Ins.                   | 0                   | 0                   | 0                   |
| DB -90600-80                   | Hospital. Medical Insurance              | 565,000.00          | 172,003.38          | 392,996.62          |
| DB -90600-81                   | Employee Benefits-Health ins admin fees  | 1,422.00            | 0                   | 1,422.00            |
| <b>90600 Total</b>             |  | <b>566,422.00</b>   | <b>172,003.38</b>   | <b>394,418.62</b>   |
| DB -97100-                     | Debt Service                             | 0                   | 0                   | 0                   |
| DB -97100-6                    | Serial Bonds-Serial Bond (Prin)          | 476,292.00          | 0                   | 476,292.00          |
| DB -97100-7                    | Serial Bonds-Serial Bond (Int.)          | 372,035.00          | 0                   | 372,035.00          |
| <b>97100 Total</b>             |  | <b>848,327.00</b>   | <b>0.00</b>         | <b>848,327.00</b>   |
| <b>DB Fund DB Expend Total</b> |  | <b>4,541,987.00</b> | <b>1,393,599.19</b> | <b>3,148,387.81</b> |
| F -10012-0                     | Higby Rd. Water District                 | 128,753.00          | 128,753.00          | 0.00                |
| <b>F Fund F Revenue Total</b>  |  | <b>128,753.00</b>   | <b>128,753.00</b>   | <b>0.00</b>         |
| F -97100-                      | Serial Bonds                             | 0                   | 0                   | 0                   |
| F -97100-6                     | Serial Bonds-Serial Bonds                | 134,518.00          | 134,518.00          | 0.00                |
| <b>97100 Total</b>             |  | <b>134,518.00</b>   | <b>134,518.00</b>   | <b>0.00</b>         |
| <b>F Fund F Expend Total</b>   |  | <b>134,518.00</b>   | <b>134,518.00</b>   | <b>0.00</b>         |
| SF -10011-0                    | Taxes/Fire Dist. #1,2                    | 738,744.00          | 690,744.00          | -48,000.00          |
| SF -10012-0                    | Taxes/Fire Dist. #3                      | 60,822.00           | 60,822.00           | 0.00                |
| SF -10013-0                    | Taxes/Fire Dist. #4                      | 405,954.00          | 405,954.00          | 0.00                |



|               |  |                     |                     |                   |
|---------------|--|---------------------|---------------------|-------------------|
| SF -10014-0   | Taxes/Fire Dist. #5                      | 179,143.00          | 179,143.00          | 0.00              |
|               | <b>SF Fund SF Revenue Total</b>          | <b>1,384,663.00</b> | <b>1,336,663.00</b> | <b>-48,000.00</b> |
| SF -34100-    | Fire Protection                          | 0                   | 0                   | 0                 |
| SF -34100-4   | Fire Protection                          | 0                   | 0                   | 0                 |
| SF -34100-41  | Fire Protection-Fire Dist. #1,2          | 738,744.00          | 738,744.00          | 0.00              |
| SF -34100-42  | Fire Protection-Fire Dist. #3            | 60,822.00           | 60,822.00           | 0.00              |
| SF -34100-43  | Fire Protection-Fire Dist. #4            | 405,954.00          | 345,954.00          | 60,000.00         |
| SF -34100-44  | Fire Protection-Fire Dist. #5            | 179,143.00          | 179,143.00          | 0.00              |
| SF -34100-45  | Fire Protection-Firefighter's Award Prog | 60,000.00           | 57,066.58           | 2,933.42          |
|               | <b>34100 Total</b>                       | <b>1,444,663.00</b> | <b>1,381,729.58</b> | <b>62,933.42</b>  |
|               | <b>SF Fund SF Expend Total</b>           | <b>1,444,663.00</b> | <b>1,381,729.58</b> | <b>62,933.42</b>  |
| SL -10010-0   | Real Property Taxes                      | 0.00                | 108,990.00          | 108,990.00        |
|               | <b>SL Fund SL Revenue Total</b>          | <b>0.00</b>         | <b>108,990.00</b>   | <b>108,990.00</b> |
| SL -51820-    | Street Lighting                          | 0                   | 0                   | 0                 |
| SL -51820-4   | Street Lighting                          | 0                   | 0                   | 0                 |
| SL -51820-440 | Washington Mills                         | 12,000.00           | 1,355.13            | 10,644.87         |
| SL -51820-441 | Paris Road                               | 3,500.00            | 444.20              | 3,055.80          |
| SL -51820-442 | Ney Avenue                               | 950.00              | 124.45              | 825.55            |
| SL -51820-443 | Campion Road                             | 1,760.00            | 189.15              | 1,570.85          |
| SL -51820-444 | New York Mills Gardens                   | 1,975.00            | 0                   | 1,975.00          |
| SL -51820-445 | Marlow Manor                             | 1,285.00            | 148.23              | 1,136.77          |
| SL -51820-446 | Sycamore Manor                           | 4,000.00            | 291.50              | 3,708.50          |
| SL -51820-447 | Sherrill Lane                            | 1,350.00            | 131.20              | 1,218.80          |
| SL -51820-448 | Tilden Heights                           | 2,670.00            | 139.55              | 2,530.45          |
| SL -51820-449 | Perry Manor                              | 4,500.00            | 339.46              | 4,160.54          |
| SL -51820-450 | Canterbury Lane                          | 1,000.00            | 93.54               | 906.46            |
| SL -51820-451 | Bon Aire                                 | 1,325.00            | 123.04              | 1,201.96          |
| SL -51820-452 | Janet Terrace                            | 1,300.00            | 123.39              | 1,176.61          |
| SL -51820-453 | Glen Haven                               | 430.00              | 0                   | 430.00            |
| SL -51820-454 | Golf Avenue                              | 565.00              | 68.33               | 496.67            |
| SL -51820-455 | Lloyds Lane                              | 875.00              | 93.92               | 781.08            |

|               |  |                   |                   |                   |
|---------------|--|-------------------|-------------------|-------------------|
| SL -51820-456 | Woodberry Road                           | 175.00            | 43.02             | 131.98            |
| SL -51820-457 | Chestnut Hills                           | 12,500.00         | 469.14            | 12,030.86         |
| SL -51820-458 | Tabor Road                               | 1,485.00          | 134.40            | 1,350.60          |
| SL -51820-459 | Beechwood Road                           | 130.00            | 11.57             | 118.43            |
| SL -51820-460 | Weston Road                              | 450.00            | 46.67             | 403.33            |
| SL -51820-461 | Hartford Hills                           | 1,650.00          | 153.31            | 1,496.69          |
| SL -51820-462 | Clintonview                              | 8,500.00          | 0                 | 8,500.00          |
| SL -51820-463 | Carmen Lane                              | 300.00            | 25.13             | 274.87            |
| SL -51820-464 | South Hills                              | 1,100.00          | 215.99            | 884.01            |
| SL -51820-465 | Catherine/Helen                          | 1,870.00          | 210.86            | 1,659.14          |
| SL -51820-466 | South Woods                              | 5,400.00          | 197.35            | 5,202.65          |
| SL -51820-467 | Woodland Village                         | 135.00            | 11.57             | 123.43            |
| SL -51820-468 | Fawncrest                                | 3,000.00          | 60.66             | 2,939.34          |
| SL -51820-469 | Twydom Terrace                           | 750.00            | 52.62             | 697.38            |
| SL -51820-470 | Seneca Turnpike                          | 1,900.00          | 567.18            | 1,332.82          |
| SL -51820-471 | Champlin Avenue                          | 15,000.00         | 452.69            | 14,547.31         |
| SL -51820-472 | Higby Hills                              | 7,000.00          | 181.71            | 6,818.29          |
| SL -51820-473 | Stanhope Ct.#36                          | 4,500.00          | 102.40            | 4,397.60          |
| SL -51820-474 | Thornwood Rd. #37                        | 860.00            | 66.18             | 793.82            |
| SL -51820-475 | Heron Landing                            | 2,800.00          | 50.18             | 2,749.82          |
|               | <b>51820 Total</b>                       | <b>108,990.00</b> | <b>6,717.72</b>   | <b>102,272.28</b> |
|               | <b>SL Fund SL Expend Total</b>           | <b>108,990.00</b> | <b>6,717.72</b>   | <b>102,272.28</b> |
| SS -10010-0   | Property Taxes (SW074 / NH CONS SW3)     | 166,365.00        | 166,365.00        | 0.00              |
| SS -10030-0   | Property Tax/Unit (SW073 / NH CONS SW1)  | 134,701.00        | 134,701.00        | 0.00              |
| SS -21220-0   | Sewer Charges                            | 20,000.00         | 18,208.70         | -1,791.30         |
| SS -21221-0   | Sewer fees outside town                  | 4,729.00          | 0                 | -4,729.00         |
|               | <b>SS Fund SS Revenue Total</b>          | <b>325,795.00</b> | <b>319,274.70</b> | <b>-6,520.30</b>  |
| SS -19300-    | -Judgments and Claims                    | 0                 | 0                 | 0                 |
| SS -19300-4   | -Judgments and Claims                    | 0                 | 0                 | 0                 |
| SS -19300-40  | JJudgments & Claims-Judgements & Claims  | 991.00            | 0                 | 991.00            |
|               | <b>19300 Total</b>                       | <b>991.00</b>     | <b>0.00</b>       | <b>991.00</b>     |
| SS -81100-    | Sewer Administration-Judgements & Claims | 0                 | 0                 | 0                 |

|                    |  |                   |                   |                   |
|--------------------|--|-------------------|-------------------|-------------------|
| SS -81100-1        | Sewer Administration-Judgements & Claims | 0                 | 0                 | 0                 |
| SS -81100-10       | Sewer Administration-Superintendent Sala | 24,697.00         | 10,448.68         | 14,248.32         |
| SS -81100-11       | Sewer Administration-Foreman Salary      | 16,000.00         | 6,950.92          | 9,049.08          |
| SS -81100-12       | Overtime                                 | 30,000.00         | 0                 | 30,000.00         |
| SS -81100-13       | Sewer Administration-Laborers/Operators  | 90,000.00         | 42,116.63         | 47,883.37         |
| SS -81100-15       | Sewer Administration-Engineer            | 10,000.00         | 0                 | 10,000.00         |
| SS -81100-2        | Sewer Administration-Judgements & Claims | 0                 | 0                 | 0                 |
| SS -81100-20       | Sewer Administration-Equipment           | 97,000.00         | 0                 | 97,000.00         |
| SS -81100-4        | Sewer Administration-Judgements & Claims | 0                 | 0                 | 0                 |
| SS -81100-40       | Sewer Administration-Contractual         | 360,000.00        | 174,384.47        | 185,615.53        |
| SS -81100-405      | Gasoline & Diesel                        | 30,000.00         | 0                 | 30,000.00         |
| SS -81100-406      | Vehicle Repairs                          | 25,000.00         | 355.00            | 24,645.00         |
| SS -81100-407      | Tires                                    | 15,000.00         | 0                 | 15,000.00         |
| SS -81100-408      | Oil & Grease                             | 3,000.00          | 2,808.06          | 191.94            |
| SS -81100-409      | Safety Clothing                          | 1,500.00          | 0                 | 1,500.00          |
| SS -81100-41       | Sewer Administration-Contractual - Engin | 10,000.00         | 0                 | 10,000.00         |
| SS -81100-43       | Capital Lease Payments                   | 98,597.00         | 98,596.50         | 0.50              |
| SS -81100-46       | Sewer Administration-Sewer Charges/NYM   | 2,550.00          | 2,550.00          | 0.00              |
| SS -81100-47       | Sewer Administration-Sewer Charges outsi | 3,764.00          | 0                 | 3,764.00          |
| SS -81100-48       | Sewer Administration-Sewer Charges/Yorkv | 2,760.00          | 2,760.00          | 0.00              |
| <b>81100 Total</b> |  | <b>819,868.00</b> | <b>340,970.26</b> | <b>478,897.74</b> |
| SS -90100-         | Employee Benefits-State Retirement       | 0                 | 0                 | 0                 |
| SS -90100-8        | Employee Benefits-State Retirement       | 10,280.00         | 0                 | 10,280.00         |
| <b>90100 Total</b> |  | <b>10,280.00</b>  | <b>0.00</b>       | <b>10,280.00</b>  |
| SS -90300-         | Social Security/Medicare                 | 0                 | 0                 | 0                 |
| SS -90300-8        | Employee Benefits-Social Security/Medica | 10,456.00         | 5,108.02          | 5,347.98          |
| <b>90300 Total</b> |  | <b>10,456.00</b>  | <b>5,108.02</b>   | <b>5,347.98</b>   |
| SS -90600-         | Hospital, Medical Ins.                   | 0                 | 0                 | 0                 |
| SS -90600-8        | Hospital, Medical Ins.                   | 0                 | 0                 | 0                 |
| SS -90600-80       | Hospital, Medical Insurance              | 30,100.00         | 14,674.17         | 15,425.83         |
| SS -90600-81       | Employee Benefits-Hospital, Medical Ins  | 100.00            | 0                 | 100.00            |
| <b>90600 Total</b> |  | <b>30,200.00</b>  | <b>14,674.17</b>  | <b>15,525.83</b>  |
| SS -90620-         | Medicare Reimbursement                   | 0                 | 0                 | 0                 |
| SS -90620-8        | Employee Benefits-Medicare Reimbursemen  | 2,000.00          | 326.50            | 1,673.50          |

|             |                                |                   |                   |                   |
|-------------|--------------------------------|-------------------|-------------------|-------------------|
|             | <b>90620 Total</b>             | <b>2,000.00</b>   | <b>326.50</b>     | <b>1,673.50</b>   |
| SS -97100-  | Debt Service                   | 0                 | 0                 | 0                 |
| SS -97100-6 | Serial Bonds-Serial Bonds      | 9,335.00          | 0                 | 9,335.00          |
| SS -97100-7 | Serial Bonds-Interest on Bonds | 2,525.00          | 0                 | 2,525.00          |
|             | <b>97100 Total</b>             | <b>11,860.00</b>  | <b>0.00</b>       | <b>11,860.00</b>  |
|             | <b>SS Fund SS Expend Total</b> | <b>885,655.00</b> | <b>361,078.95</b> | <b>524,576.05</b> |

**%Expd/%Real**

100.0000  
0.0000  
49.0900  
100.0000  
0.0000  
0.0000  
0  
116.2900  
15.2900  
0  
0  
2.4800  
0.0000  
1.0000  
0.0000  
0.0000  
58.5600  
0.0000  
153.2800  
0  
722.5000  
21.1200  
0.0000  
25.8200  
85.3700  
0  
0.0000  
50.0000  
0.0000  
56.5200  
0.0000  
0.0000

0  
0  
64.8100  
0  
8.9700  
[Redacted]  
0  
0  
42.3100  
42.2000  
60.3700  
42.1900  
0.0000  
0  
30.8500  
[Redacted]  
0  
0  
42.3100  
0.0000  
0.0000  
0  
0.0000  
0  
29.2800  
[Redacted]  
0  
0  
0  
42.2000  
0  
34.6900  
0

0  
15.0000  
0.0000  
0  
0  
24.0800  
0.0000  
0.0000  
0  
0  
42.2000  
42.1900  
0.0000  
45.3500  
0  
8.1100  
0  
0  
42.3100  
27.1200  
35.2800  
26.8000  
0  
0.0000  
0  
21.4500  
50.3200  
0  
0  
42.3100

[Redacted]

0

0

42.1900

0

4.7600

[Redacted]

0

0.0000

[Redacted]

0

0

0.0000

[Redacted]

0

0

48.2200

0

36.2900

41.4600

50.4100

[Redacted]

0

73.3200

[Redacted]

0

8.0900

0.0000

[Redacted]

0

0

0.0000

0

45.5400



42.2200



0

0

4.6900



0

0

0.0000



0

0

0.0000

0.0000



0

0

0.0000



0

0

0.0000



0

0

0.0000

0.0000



0

0

32.8800



0

0

42.2000

24.1600

0

0.0000

0

13.1000



0

0

42.3100

40.2600

0

11.3500



0

0

99.6600



0

0

0.0000



0

21.6300



0

0

27.0700

86.0000

0.0000

36.5600

0

4.2600

0

19.8900  
0  
0  
3.8600  
42.4000  
43.2800  
0  
-135.1400  
0  
37.3700  
8.6400  
0.0000  
0.0000  
0.0000  
0  
0  
0.0000  
0  
0.0000  
0  
0.0000  
0  
0  
100.0000  
0  
0  
50.0000  
0  
0

100.0000  
█  
0  
0.0000  
█  
0  
0.0000  
█  
0  
33.8100  
█  
0  
100.0000  
█  
0  
66.2600  
█  
0  
44.6000  
█  
0  
0  
31.8500  
0.0000  
█  
0  
21.1500  
█  
0  
0  
0.0000  
0  
0.0000  
█



0.0000

0.0000

11.7700

0

45.1500

0.0000

1,510.0000

0.0000

39.3000

0

0.0000

0.0000

0.0000

66.6600

52.4000

0.0000

10.0000

20.5800

0



0

0

0.0000

0.0000



0

0

42.3100

42.1800

0.0000

0

0.0000

0

11.1100



0

0

42.1900

0.0000

36.6500

0.0000

12.8000

0

0

42.9300

16.0800



0

0

0.0000

0

11.9100



0

0

6.4700



0

0.0000



0

29.0400



0

48.0000

[Redacted]

0

0

25.7300

0.0000

[Redacted]

0

40.5000

[Redacted]

0

0.0000

0.0000

[Redacted]

0

0

0.0000

[Redacted]

100.0000

0.0000

7.8300

57.0600

0.0000

0.0000

0

55.1900

21.0900

0.0000

0.0000

49.2700

37.8800

0.0000

[Redacted]

0

0

0.0000



0

0

38.2200

38.8200

42.1500

42.2000

38.1700

36.6600

43.7600

42.3200

0

39.8600

0

34.4200

50.5700



0

0.0000



0

35.3000



0

89.9000



0

0.0000



0



63.6800



0

0

40.8200

100.0000



0

31.6200



0

0.0000

0.0000



0.0000



0

0.4500



0

0.0000

0.0000



0.0000

16.5600

50.0800

0.0000

59.4100

78.3800

21.4000

0.0000

74.0300

0.0000

0.0000

0.0000

118.2600

0.0000

0.0000

██████████

0

0

0

██████████

0

0

18.7000

25.6900

0

17.8500

17.7100

75.0000

72.8300

42.9600

23.4000

22.5000

6.4400

3.0900

██████████

0

0

58.7100

0

26.6100

64.4200

0.2200

59.7300

[Redacted]

0

0.7200

[Redacted]

0

0

0

64.2400

0

59.7400

37.1300

38.6900

55.4800

0.0000

0.0000

0.0000

[Redacted]

0

0

29.5800

[Redacted]

0

0

73.1900

71.6100

0

98.3700

85.3900

79.1000

86.3600

0.0000

93.7500



0

0.0000



0

36.4700



0

100.0000



0

0

30.4400

0.0000



0

0.0000

0.0000



100.0000



0

100.0000



93.5000

100.0000

100.0000

100.0000



0

0

100.0000

100.0000

85.2200

100.0000

95.1100



0



0

0

11.2900

12.6900

13.1000

10.7500

0.0000

11.5400

7.2900

9.7200

5.2300

7.5400

9.3500

9.2900

9.4900

0.0000

12.0900

10.7300

24.5800  
3.7500  
9.0500  
8.9000  
10.3700  
9.2900  
0.0000  
8.3800  
19.6400  
11.2800  
3.6500  
8.5700  
2.0200  
7.0200  
29.8500  
3.0200  
2.6000  
2.2800  
7.7000  
1.7900







100.0000  
100.0000  
91.0400  
0.0000



0  
0  
0.0000



0

0  
42.3100  
43.4400  
0.0000  
46.8000  
0.0000  
0  
0.0000  
0  
48.4400  
0.0000  
1.4200  
0.0000  
93.6000  
0.0000  
0.0000  
100.0000  
100.0000  
0.0000  
100.0000  
  
0  
0.0000  
  
0  
48.8500  
  
0  
0  
48.7500  
0.0000  
  
0  
16.3300



0

0.0000

0.0000

